

# ESLHT


DESMI ESLHT horizontal end suction centrifugal pump designed for high media temperatures for water application up to 180° C.

ESLHT is a high efficiency and compact designed centrifugal pump. The pump is developed for high temperature liquid transportation and circulation in marine and offshore market mainly, e.g., marine boiler water circulation, hot water supply or other heat transfer applications.

The pump has been approved by main marine classification societies in terms of design review, casting sampling and/or final product witness inspection.

The pump and its prime mover are mounted on a common base plate by the manufacturer before shipment for easy installation on site.

Various pump materials are available as flexible customized solutions.



## Concept Features

- Duplex stainless steel shaft.
- Closed impeller design to achieve high efficiency even in small capacity pumps.
- Carbon sleeve bearing as main bearing to obtain optimal performance in self-lubrication and heat resistance.
- Balanced mechanical shaft seal to increase sealing reliability by its less seal face wear / heat development.
- Separate shaft seal chamber with cooling fins located away from main pump casing to protect shaft seals from heat transfer.
- Back pull design without disturbing pump casings and external pipes during maintenance.
- Automatic air vent valve on top of shaft seal chamber to prevent dry run and/or overheating seal.
- Air fan on flexible coupling for cooling of bearing and shaft seal arrangement.

## Application areas

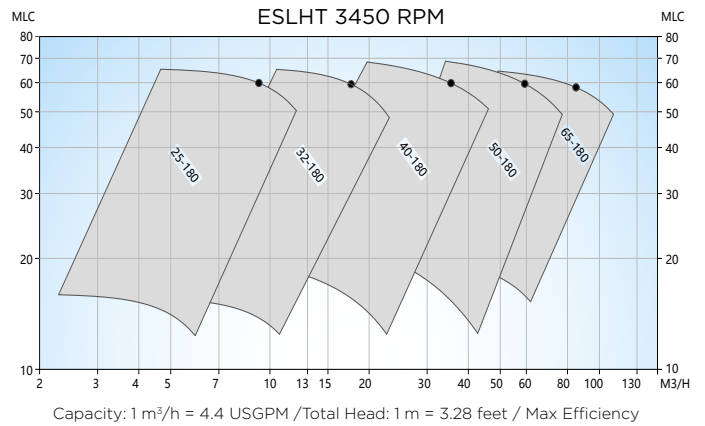
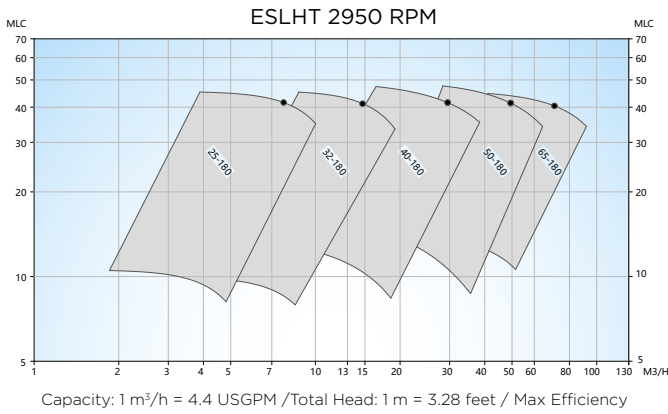
- High temperature water circulation.

Norminal Diameter (DN)	25 to 65
Flow rate - 50 Hz	Up to 100 m <sup>3</sup> /h (440 US gpm)
Flow rate - 60 Hz	Up to 120 m <sup>3</sup> /h (530 US gpm)
Head	Up to 65m (220 ft)
Pressure	Up to 30 bar (435 psi)
Temperature	Up to 180°C (356 °F)
Motor	Standard and Ex motor
VFD	Direct or Bulkead/Wall-mounted

For more information on Marine & Offshore solutions, please visit [www.desmi.com](http://www.desmi.com)

**DESMI**

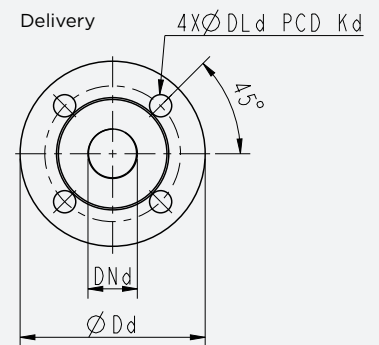
# ESLHT



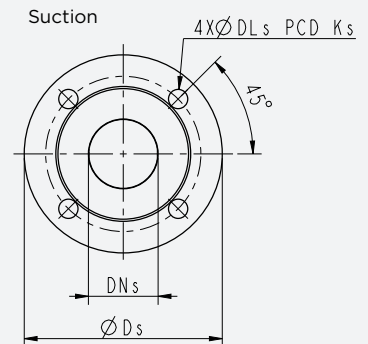
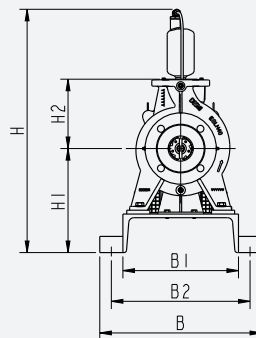
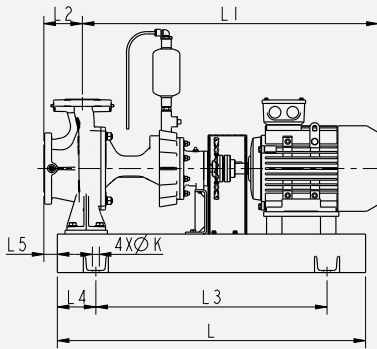
## Material specification

Code*	Casing	Shaft seal cover	Impeller	Shaft
A	EN-GIS-400-15 Ductile cast iron	EN-GIS-400-15 Ductile cast iron	1.4436 Stainless steel	1.4460 Stainless steel
S	1.4410 Stainless steel	1.4410 Stainless steel	1.4410 Stainless steel	1.4410 Stainless steel

\*The material can be customized according to individual applications or demands.



## Dimension drawing / table



ESLHT	Motor Size	L	L1*	L2	L3	L4	L5	B	B1	B1	H	H1	H2	K	Ds	DNs	DLs	Ks	Dd	DNd	DLd	Kd
ESLHT 25-180N/A17 W180	112	720	763	80	520	100	21	420	300	360	579	242	160	18	150	40	19	110	115	25	14	85
	100	700	738		500																	
	90L	700	693		500																	
	90S	650	663		450																	
	80	630	633		430																	
	71	600	578		400																	
ESLHT 40-180N/A17 W180	132	850	829	100	600	35	35	420	300	360	632	270	180	185	65	19	145	150	40	18	110	
	112	800	798		600																	
	100	780	773		580																	
	90L	750	728		550																	
	90S	750	698		550																	
	80	680	668																			

\*L1 might vary slightly from different motor manufacturers.